

## Fund Overview

This semi-annual shareholder report contains important information about the Sprott Gold Miners ETF (the "Fund") for the period of January 1, 2024 to June 30, 2024.

You can find additional information about the Fund at <https://sprottets.com/>. You can also request this information by contacting us at 1.888.622.1813.

## Sprott Gold Miners ETF

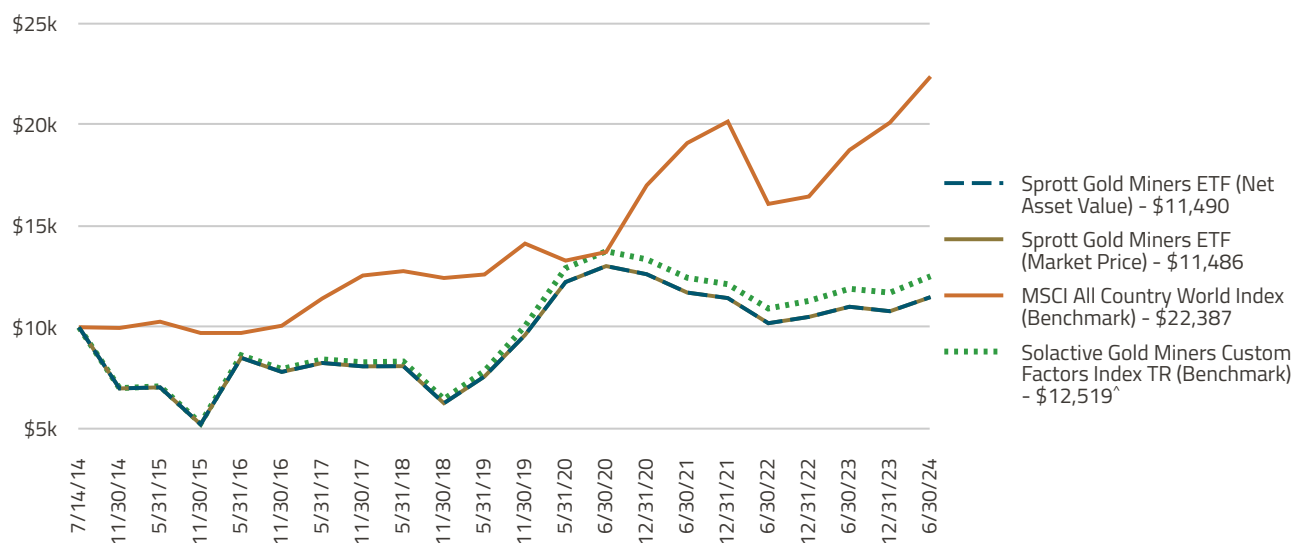
Principal Listing Exchange: NYSE Arca, Inc.

### What Was the Fund's Cost for the Last Six Months?

(based on a hypothetical \$10,000 investment)

Fund Name	Cost of a \$10,000 Investment	Cost Paid as a Percentage of a \$10,000 Investment
Sprott Gold Miners ETF	\$26	0.50%

### Total Return Based on \$10,000 Investment



The chart above represents historical performance of a hypothetical investment of \$10,000 in the Fund over the past ten years (or since inception if shorter).

**Performance data quoted represents past performance and does not guarantee future results.** Returns shown are total returns, which assume the reinvestment of dividends and capital gains distributions, if any. The table and graph presented above do not reflect the deduction of taxes a shareholder would pay on fund distributions or the redemption of Fund shares.

### Fund Statistics

Total Net Assets	\$244,075,384
Number of Portfolio Holdings	37
Portfolio Turnover Rate	48%

### Average Annual Total Returns

	1 YR	5 YR	SINCE INCEPTION*
Sprott Gold Miners ETF (Net Asset Value)	4.34%	4.91%	1.40%
Sprott Gold Miners ETF (Market Price)	4.43%	4.96%	1.40%
MSCI All Country World Index (Benchmark)	19.38%	10.76%	8.43%
Solactive Gold Miners Custom Factors Index TR <sup>^</sup> (Benchmark)	5.20%	5.95%	2.28%

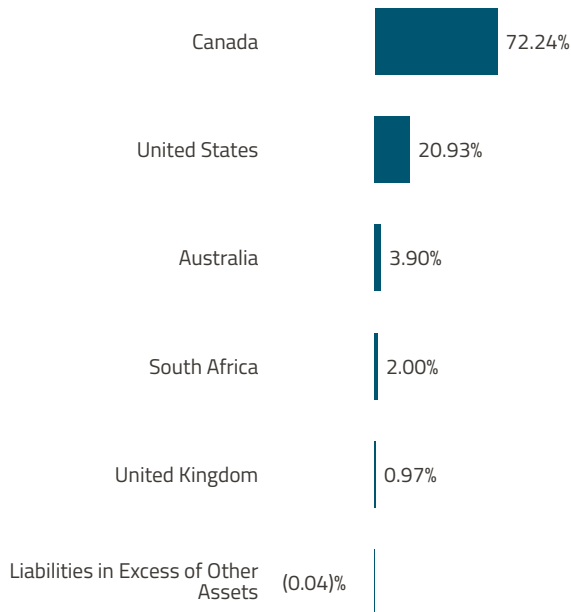
\* Fund inception July 14, 2014.

**Past performance does not guarantee future results.** Call 1.888.622.1813 or visit <https://sprottets.com/> for current month-end performance.

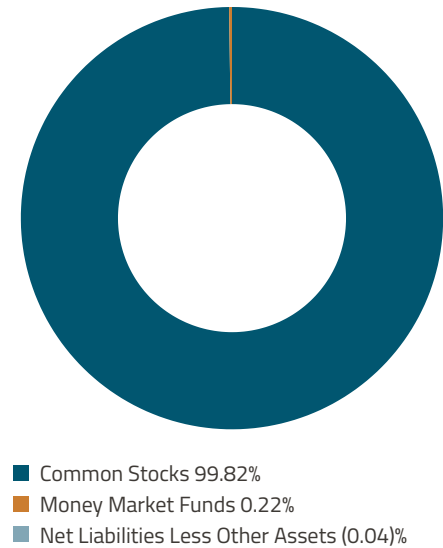
<sup>^</sup> From SGDM's inception to July 19, 2019, SGDM's objective was to track the Sprott Zacks Gold Miners Total Return Index ('predecessor index') and since that date SGDM has been seeking to track the Solactive Gold Miners Custom Factors Total Return Index. The index performance presented reflects the performance of the predecessor index through July 19, 2019, and thereafter reflects the performance of the Solactive Gold Miners Custom Factors Total Return Index.

## What Did the Fund Invest In?

### Geographic Weightings (% of Net Assets)



### Asset Weightings (% of Net Assets)



## Sprott | ETFs

### Sprott Gold Miners ETF

JUNE 30, 2024

SEMI-ANNUAL SHAREHOLDER REPORT

TICKER: SGDM

Phone: 1.888.622.1813

Additional information about the Fund, including its prospectus, financial information, holdings and proxy voting information, can be found by visiting <https://sprottets.com/sgdm-sprott-gold-miners-etf>.

Distributor: ALPS Distributors, Inc.



### Material Fund Changes

There have been no material Fund changes during the reporting period.

### Changes In and Disagreements With Accountants

There have been no changes in or disagreements with the Fund's independent accounting firm during the reporting period.

### Householding

If you have consented to receive a single annual or semi-annual shareholder report at a shared address you may revoke this consent by calling 1.888.622.1813.